

A Reference Guide on How-To mark your vehicle with registration and unit markings 1942-1954

National symbol.

- a. *General* — A white, five pointed star is prescribed as the national symbol which will be used for marking on all Motor Vehicles assigned to tactical units and Army Ground Forces installations.
- b. *Method of marking*— The white 5 pointed star, when used, will be applied with approved white, lusterless, stenciling, synthetic enamel.
- c. *Size*— The size of the national symbol will vary considerably depending upon the type of vehicle concerned and the position on the vehicle. In general it should be large enough to take full advantage of the surface on which it appears.
- d. *Position* — Whenever practicable the national symbol will be painted on the front, rear, top, and both sides of a vehicle. On horizontal surfaces the star will be placed so that one of the five points is directed toward the rear of the vehicle. On vertical or nearly vertical surfaces, one point will be squarely up.

1945 Specifications for Stars



Excerpts From AR 850-5

Army Regulations Marking of Vehicles 1942-1945

Registration markings.—U. S. registration symbols and numbers.

- a. *When marked.*—Motor vehicles will be marked with the U. S. registration symbols and numbers prescribed in AR 850-10. Original markings will be applied by manufacturers.
- b. *How marked.*—The marking on the vehicle will be with blue-drab lusterless enamel by means of a stencil.
- c. *Height of letters.*—The height of the letters and figures will be 1 inch, on motor-cycles, 2 inches on trailers and on all other types of motor vehicles.

Factory style font

“Blue Drab” paint

The original registration numbers were applied by the manufacturers. This was done in blue drab paint until late 1945 when it changed to lusterless white paint. Also most vehicles were later remarked in white paint at the unit or depot level in a stencil style font, often much larger than the original.

U.S.A. ← **WILLYS Style Font**
W-2032444 Early 1942

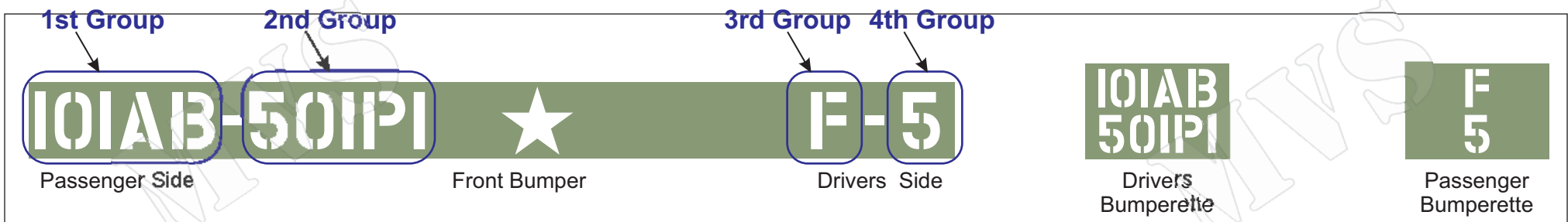
U.S.A. ← **Ford Style Font**
20181068 S Early 1944

- d. *Where marked.*—The marking required above will be placed on the outside of the vehicle except where otherwise indicated and will be so placed as not to interfere with international and unit markings.
- e. *Changing registration prohibited.*—The registration number assigned to a motor vehicle establishes its permanent identity and under no circumstances will this number, when once assigned be changed or transferred to another vehicle without the authority of procuring agency.

Type of vehicle	Location of marking
Passenger cars .	All letters and figures will be placed on outer surface of the hood, both sides and also on the rear panel.
Ambulances, metropolitan.....	Same as passenger cars.
Ambulances, field.....	On the outer surface of the hood, both sides and also the rear doors.
Motorcycles (both solo and those with side cars).	On rear fender only.
Trucks	On the outer surface of the hood, both sides.
Reconnaissance trucks	Same as trucks.
Panel and sedan delivery.....	Same as ambulances, field.
Trailers.....	In the center of the back.
Trailer, bomb, M5	U. S. A. on both sides of tool box and registration markings on both sides of front splash guard.
Trailer, tractor crane, T-26	Outer surface forward frame, both sides.
Combat vehicles track, wheel or .. wheel and track.	To conform as closely as practicable to marking prescribed for other vehicles.

Complete Manuals Available from Portrayal Press
[www.https://www.portrayalpress.com](https://www.portrayalpress.com)
(855) 339-0382

* Special vehicles of the types enumerated will be marked so as to conform as closely as practicable to the marking prescribed for the type to which they belong.



Unit markings. —Gasoline solvent paint or paint as prescribed by the War Department will be used.

a. *Unit markings.*—National symbol.

1942 Specifications for Stars



- (1) A white five-pointed star will be the national symbol of all motor vehicles assigned to tactical units. Administrative motor vehicles operating in an active theater of operations will be similarly marked when directed by the theater commander.
- (2) The size of the national symbol will be determined for each type of motor vehicle and will be large enough to take advantage of the surface upon which to be painted. See figures 1 to 34.
- (3) Whenever requirements for camouflage and concealment outweigh the requirements for recognition, the national symbol may be covered by lusterless olive-drab gasoline solvent paint, camouflage nets, oil and dirt, etc., or will be removed.

b. *Unit identification symbols.*




(1) *Front and rear markings.*—See figures 1 to 34 for location.

(a) *General.*—**Front and Rear markings are identical and consist of four groups in consecutive order, from the left to right when facing the vehicle, separated by a dash 1 inch long. Markings may be on a single line or on two lines, but in no case will groups be broken nor order of groupings be changed. If two lines are used, the first and third groups will be on the top row.** Composition of groups is indicated below.

(b) *First group.*—The first group will designate the smallest appropriate unit listed below in accordance with the following code:

Unit	Designation
Division (infantry)	Arabic numeral.
Division (armored)	Arabic numeral followed by triangle 3 inches high with ¼-inch stroke. or
Division (cavalry)	Arabic numeral followed by letter C.
Corps (army)	Roman numeral. Corps use "Roman Numerals"
Corps (cavalry)	Roman numeral followed by letter C.
Corps (armored)	Roman numeral followed by triangle 3 inches high with ¼-inch stroke.
Army	Arabic numeral followed by letter A.
Air force	Arabic numeral followed by a star 3 inches high. USAAF used "Star" until 1945 then "Wings and Propeller"
Zone of communications	ZC.
Army Ground Forces	AGF.
Services of Supply	SOS.
General Headquarters	GHQ.
Zone of interior	ZI.
Reception center	RC.
Replacement training center	RTC preceded by arm or service symbol.
Training center	TC preceded by arm or service symbol.
Firing center	FC preceded by arm or service symbol.
All others	Nonconflicting letters.

© **Second group.**—The second group will designate separate regiment, separate brigades; groups, separate battalions, or separate companies, and similar units by appropriate number or symbol, followed by arm or service in accordance with abbreviations listed below. When indicating headquarters and headquarters companies or special companies of units identified in first group, the second group will consist only of the letter "X." When indicating brigades, the numeral will be underlined.

Arm or service	Designation
Airborne	AB
Army Air Forces units	Star 3 inches high. ← USAAF used "Star" until 1945 then "Wings and Propeller" 
Antiaircraft	AA
Amphibious	AM
Armored regiment	Triangle 3 inches high with ¼-inch stroke. ←  or 
Cavalry	C
Chemical Warfare Service	G
Coast Artillery Corps	CA
Corps of Engineers	E
Field Artillery	FA
Infantry	I (preceded by dash ½-inch square) ← Dash 1" "Square"
Medical Department	M
Military police	P
Ordnance Department	O (preceded by dash ½-inch square) ← Dash 1" "Square"
Quartermaster Corps	Q
Signal Corps	S
Tank Destroyer	TD
Tank group	TG

(d) **Third group.**—The third group will designate **companies** and similar organizations by letters in accordance with the following code:

Organization	Designation
Headquarters and headquarters company (or headquarters and headquarters and service company) of lowest unit identification in previous groups.	HQ
Service company of lowest unit identified in service groups.	SV
Headquarters and headquarters company of battalion not previously identified.	Numerical designation of battalion followed by letters HQ.
Service company of battalion not previously identified.	Battalion number followed by letters SV.
Lettered company	Letter designation.
Separate company identified in second group.	X or abbreviation of company.
Antitank	AT
Maintenance	MT
Heavy weapons	HW
Cannon	CN
Reconnaissance	R
Train	TN
Weapons	W
"Name" company (other than headquarters company, headquarters and service company or service company).	Nonconflicting letters assigned for identification purposes, preceded by the battalion number, when necessary.

(e) **Fourth group.**—The fourth group will designate the serial **number of the vehicle** in normal order of march within the organization to which it is assigned. Vehicles assigned to any headquarters will be combined for purposes of numbering with those of the appropriate headquarters company or similar organization, and will be given the smaller serial numbers used therein.

Examples.

- (a) 1—X—HQ—10 10th vehicle, Hq Co, 1st Inf Div.
 1—X—1S—10 10th vehicle, 1st Sig Co, 1st Inf Div.
 1—X—1R—10 10th vehicle, 1st Rcn Tr, 1st Inf Div.
 1—16—I—A—10 10th vehicle, Co A, 16th Inf, 1st Inf Div.
 1—F—HQ—10 10th vehicle, Hq Btry, Div Arty, 1st Inf Div.
 1—33F—D—10 10th vehicle, Btry D, 33d FA Bn, 1st Inf Div.
 1—1E—A—10 10th vehicle, Co A, 1st Engr Bn, 1st Inf Div.
 1—1M—A—10 10th vehicle, Co A (Coll), 1st Med Bn, 1st Inf Div.
 1—1Q—A—10 10th vehicle, Co A, 1st QM Bn, 1st Inf Div.
 (b) 1Δ—X—SV—10 10th vehicle, Serv. Co, 1st Armd Div.
 1Δ—81R—A—10 10th vehicle, Co A, 81st Rcn Bn, 1st Armd Div.
 1Δ—1Δ—A—10 10th vehicle, Co A, 1st Armd Regt, 1st Armd Div.
 1Δ—27F—A—10 10th vehicle, Btry A, 27th FA Bn, 1st Armd Div.
 1Δ—16E—A—10 10th vehicle, Co A, 16th Engr Bn, 1st Armd Div.
 1Δ—6—I—A—10 10th vehicle, Co A, 6th Inf, 1st Armd Div.
 1Δ—TN—HQ—10 10th vehicle, Hq Co, Div Tn, 1st Armd Div.
 1Δ—1—O—A—10 10th vehicle, Co A, Maint Bn, 1st Armd Div.
 1Δ—1Q—A—10 10th vehicle, Co A, Sup Bn, 1st Armd Div.
 © 1C—X—HQ—10 10th vehicle, Hq Tr, 1st Cav. Div.
 1C—X—1S—10 10th vehicle, 1st Sig Tr, 1st Cav Div.
 1C—91R—A—10 10th vehicle, Tr A, 91st Rcn Sq, 1st Cav Div.
 1C—X—27—O—10 10th vehicle, 27th Ord Co, 1st Cav Div.
 1C—1C—HQ—10 10th vehicle, Hq Tr, let Cav Brig, 1st Cav Div.
 1C—12C—HQ—10 10th vehicle, Hq Tr, 12th Cav, 1st Cav Div.
 1C—F—HQ—10 10th vehicle, Hq Btry, Div Arty, 1st Cav Div.
 1C—61F—A—10 10th vehicle, Btry A, 61st FA Bn, 1st Cav Div.
 1C—8E—A—10 10th vehicle, Tr A, 8th Engr Bn, 1st Cav Div.
 1C—1M—A—10 10th vehicle, Tr A, let Med Sq, 1st Cav Div.
 1C—1Q—A—10 10th vehicle, Tr A, 1st QM Sq, 1st Cav Div.
 (d) 2A—21Q—A—10 10th vehicle, Co A, 21st QM Regt, Second Army.
 3A—61Q—A—10 10th vehicle, Co A, 61st QM Bn, Third Army.
 ★—1Q—SVAV—10 10th vehicle, 1st QM Co, Serv Gp, (Avn) AAF.
 3A—21Q—CAR—10 10th vehicle, 21st QM Car Co, Third Army.
 3A—56Q—COM—10 10th vehicle, 56th QM Sales Comm Co, Third Army.
 3A—67Q—REF—10 10th vehicle, 67th QM Ref Co, Third Army.
 4A—79Q—DP—10 10th vehicle, 79th QM Depot Co, Fourth Army.
 1A—87Q—RHD—10 10th vehicle, 87th QM Rhd Co, First Army.
 1A—132Q—TRK—10 10th vehicle, 132d QM Trk Co, First Army.
 ⊕—862Q—MT—10 10th vehicle, 862d QM L Maint Co, AAF.
 (e) GHQ—101M—A—10 10th vehicle, Co A, 101 Med Regt, GHQ.
 II—40M—A—10 10th vehicle, Co A, 40th Med Bn, II Army Corps.
 3A—1M—VET—10 10th vehicle, 1st Vet Co, Third Army.
 II—701M—SAN—10 10th vehicle, 701st Sn Co, II Army Corps.
 II—3M—EV—10 10th vehicle, 3d Evac Hosp, II Army Corps.



	3A—53M—GEN—10	10th vehicle, 53d Gen Hosp, Third Army.
	1A—151M—STA—10	10th vehicle, 151st Sta Hosp, First Army.
	3A—63M—SUR—10	10th vehicle, 63d Surg Hosp, Third Army.
	3A—16M—VET—10	10th vehicle, 16th Vet Evac Hosp, Third Army.
	1A—1M—DP—10	10th vehicle, 1st Med Sup Dep, First Army.
	3A—2M—LAB—10	10th vehicle, 2d Med Lab, Third Army.
(f)	1A—101P—A—10	10th vehicle, Co A, 101st MP Bn, First Army.
	ZI—704P—A—10	10th vehicle, Co A, 704th MP Bn, ZI.
	IV—X—44P—10	10th vehicle, 44th MP Co, IV Army Corps.
(g)	IX—18E—A—10	10th vehicle, Co A, 18th Engr, IX Army Corps.
	II—62E—D—10	10th vehicle, Co D, 62d Top Engr, II Army Corps.
(h)	1A—41—O—A—10	10th vehicle, Co A, 41st Ord Bn, First Army.
	I—1—O—HQ—10	10th vehicle, Hq & Hq Det, 1st Ord Bn, I Army Corps.
	3A—X—60—O—10	10th vehicle, 60th Ord Co, Third Army.
	★—714—O—AB—10	10th vehicle, 714 Ord Co, AB, AAF.
(I)	IIΔ—1S—A—10	10th vehicle, Co A, 1st Sig Bn, I Armd Corps.
	III—26S—A—10	10th vehicle, Co A, 26th Sig Bn, III Army Corps.
	★—X—S—10	10th vehicle, Sig Co, AAF.
	III—X—280S—10	10th vehicle, 280th Sig Co, III Army Corps.
	ZI—1S—SV—10	10th vehicle, 1st Sig Serv Co, ZI.
(j)	1A—2G—A—10	10th vehicle, Co A, 2d Cml Bn, First Army.
	3A—3G—MT—10	10th vehicle, 3d Cml Co Maint, Third Army.
	3A—3G—DP—10	10th vehicle, 3d Cml Co, Dep, Third Army.
(k)	II—13F—HQ—10	10th vehicle, Hq Btry, 13th FA Brig, II Army Corps.
	I—17F—A—10	10th vehicle, Btry A, 17th FA, I Army Corps.
	1A—6F—A—10	10th vehicle, Btry A, 6th FA Bn, First Army.
	GHQ—71F—A—10	10th vehicle, Btry A, 71st FA Bn, GHQ.
	I—1FOB—A—10	10th vehicle, Btry A, 1st FA Obsn Bn, I Army Corps.
(l)	3A—33CA—HQ—10	10th vehicle, Hq Btry, 33 CAC Brig, Third Army.
	1A—2CA—A—10	10th vehicle, Btry A, 2d CAC, First Army.
	AA—302CA—A—10	10th vehicle, Btry A, 302 CAC, AA Comd.
(m)	2A—601TD—A—10	10th vehicle, Co A, 601 TD Bn, Second Army.
	TD—693TD—A—10	10th vehicle, Co A, 693 TD Bn, TD Comd.
(n)	★—850E—A—10	10th vehicle, Co A, Engr Bn Avn, AAF.



(3) *How marked.*—Unit identification markings will be painted in white letters on olive-drab background.

(4) *Height of letters and figures.*—Letters and figures will be of a character style and dimensions as designed for use for traffic signs. Where space does not permit this size, letters and figures will conform to space available. See figure 35.

(5) *Marking not required.*—Rear marking only is required on trailers, except on trailer, bomb, M5 and trailer, tractor, crane (see figs. 29 and 30). Unit marking will be placed on motorcycles when practicable.

(6) *Removal of unit markings.*—The first two groups of unit markings will be removed from all motor vehicles when leaving home stations for movement to theaters of operations or ports of embarkation and in the theater of operations when directed by the theater commanders.

(7) *Administrative vehicles, motor vehicles assigned to administrative units or functions at posts, camps, and stations or similar activities will substitute abbreviations or words for the first two groups in order to show station and activity represented. Abbreviations will be those commonly used and where practical will conform to those prescribed in these regulations.*